

★ ROTA ★

CAPITÃO SENRA

MAPA ROTA CAPITÃO SENRA



TOTAL 140 KM - MINAS GERAIS - BRASIL



BELO HORIZONTE

IBIRITÉ

NOVA LIMA

BRUMADINHO

CURTIR E NÃO COMPETIR
SOMAR E NÃO DIVIDIR
CAPITÃO SENRA

APOIO
BORAMUNDO



ARRAIAL DE MACACOS



MARCO INICIAL




POLO CERVEJEIRO - JARDIM CANADÁ



MIRANTE SERRA DO ROLA MOÇA



ESTRADA NA SERRA DO ROLA MOÇA




CASA BRANCA



PIEDADE DO PARAOPEBA




ARANHA




RIO PARAOPEBA



INHOTIM



TOPO DO MUNDO



LAGOA DOS INGLESSES